

# PROGRAM

The logo for the Canadian Interventional Radiology Association (CIRA) features the acronym 'CIRA' in a bold, blue, sans-serif font. The letters are enclosed within a blue, stylized swoosh that curves around the top and bottom of the text.

Canadian Interventional Radiology Association  
.....  
Association canadienne de radiologie d'intervention

## CIRA 14<sup>th</sup> Annual Meeting

May 28-30, 2015

(Fellows & Residents Day: May 27)  
(PICC Line Introduction Course: May 27)

[www.ciraweb.org](http://www.ciraweb.org)



CIRA Annual Meeting 2015

Montréal, Qc

Thank you to our corporate partners



## Objectives of the seminar

We are delighted to come back to Montréal for the 2015 CIRA annual meeting which promises to be, once again, very exciting and highly educational. The scientific committee has tried to vary the topics in order to assemble a program that suits everyone's needs. As always, themes in vascular, non-vascular and oncology will be discussed from a panel of speakers from across Canada. We are also extremely fortunate to welcome highly respected guest speakers from abroad. The CIRA 2014 meeting concluded with a view into our future. This year, we commence with the status of Interventional Radiology around the world. The traditional format of the meeting will be respected to ensure maximum interaction between participants. Plenary sessions and workshops will therefore be at the forefront of the meeting. We have also included a debate section on controversial subjects as well as an oncology tumour board with experts from different specialties. We sincerely hope that you will appreciate the quality of the program and encourage you to spend some extra time enjoying the fabulous activities Montréal has to offer.

### Program Chairs

Dr. Jason Wong, Dr. Patrick Gilbert & Dr. Marie-France Giroux

Ms. Jane Bonk & Mr. Mark St. Denis  
Technologists & Nurses Program Chairs

## Learning Objectives

At the end of the meeting, the participant should expect to:

1. Identify the pros and cons of venous stenting after thrombolysis
2. Differentiate the various techniques for the treatment of endoleaks
3. Describe basic and advanced treatment of fibroids
4. Assess state of the art treatment of pelvic congestion syndrome
5. Discuss the clinical evaluation of patients with vascular malformations
6. Discuss how to set up a PVD practice
7. Describe pain management techniques
8. Differentiate new and/or unusual interventional procedures related to the liver
9. Tell principles of oncology related to IR practices
10. Describe appropriate prophylactic antibiotic therapy
11. Discuss treatment of visceral aneurysm and epistaxis embolization
12. Define adrenal vein sampling
13. Integrate new endovascular AV fistula creation technique
14. Exchange opinions and experiences concerning cases, through workshops and panel cases.

## CME Credits

This group learning activity has been accredited for Section 1 Credits within the Maintenance of Certification Program of the Royal College of Physicians and Surgeons of Canada (RCPSC).

## CAMRT Credits

This group learning activity has been accredited for Category A Credits within the continuing Education Credit Approval Program (CECAP) of the Canadian Association of Medical Radiation Technologists (CAMRT).

## Target Audience

This CME event will be of great interest to Interventional Radiologists, radiology Residents, Interventional Radiology Fellows as well as Technologists and Nurses working in Interventional Radiology. This event could be of interest for any healthcare provider with an interest in Interventional Radiology.

## Needs Assessment

This program was developed based on feedback received from the evaluation forms collected during the SIR, CIRSE, CIRA Annual Meetings from the last three years, focus groups discussions and from the 2014 membership survey.

## INVITED GUEST SPEAKERS

### Pr. Anna-Maria Belli

---



Pr. Anna-Maria Belli is currently Professor of Interventional Radiology at St George's Hospital and Medical school, London. Prior to that, she was a consultant at the Royal Hallamshire and Northern General Hospitals, Sheffield and the Hammersmith Hospital and Royal Postgraduate Medical School, London. She qualified in Medicine from the Middlesex Hospital, London in 1980 and trained in Radiology at St George's Hospital, London.

Her specialist interest is Vascular Interventional Radiology in which she has over 150 peer reviewed publications, has edited two books and numerous book chapters and invited lectures. Her research interests are in the endovascular treatment of peripheral arterial disease, vascular malformations, uterine fibroids, massive haemorrhage from all causes but particularly obstetric haemorrhage.

She has served on the Interventional Procedures Advisory Committee of NICE and on the Committee of Safety of Devices of the Medicines and Healthcare Regulatory Authority (MHRA) and was a member of the NICE Clinical Guidelines Group on Heavy Menstrual Bleeding. She was President of the British Society of Interventional Radiology from 2001-2003 and is currently President of the Cardiovascular and Interventional Radiological Society of Europe (CIRSE).

### Dr. Michael Dake

---



Dr. Michael Dake is a graduate of Baylor College of Medicine in Houston, where he completed an internship and residency in internal medicine. Dr. Dake completed a fellowship training in pulmonary diseases and a residency in radiology at the University of California San Francisco, where he went on to complete a subspecialty training in vascular and interventional radiology.

Dr. Dake joined Stanford in 1990 as section chief of cardiovascular and interventional radiology and co-director of the catheterization and angiography laboratories. During this period, the landmark research of Dr. Dake and his team into the use of stent-grafts for the treatment of aortic pathologies, which was detailed in two articles published in the New England Journal of Medicine, dramatically changed the way physicians manage thoracic aortic aneurysms and dissections.

Since 2008, Dr. Dake has been the Thelma and Henry Doelger Professor in Stanford University's department of cardiovascular surgery and the medical director of the Stanford catheterization and angiography laboratories. Dr. Dake is an author or co-author of more than 250 peer-reviewed articles and the holder of 25 U.S. patents. He has delivered more than 1,600 invited presentations, including 21 eponymous lectures, and authored 101 book chapters and 512 published abstracts.

### Dr. Michael Soulen

---



Dr. Michael Soulen received his BS at Yale and MD at the University of Pennsylvania, followed by radiology residency at The Johns Hopkins Hospital in Baltimore, where he was Chief Resident. After a two-year clinical and research fellowship in cardiovascular/interventional radiology at Thomas Jefferson University Hospital in Philadelphia, he joined the faculty at the University of Pennsylvania, where he is now Professor of Radiology and Surgery and Director of Interventional Oncology at the Abramson Cancer Center.

Much of his career has been devoted to research in interventional oncology, with over 200 publications and grants for 20 different research projects. Dr. Soulen served on the executive boards of the SIR and SIR Foundation for 13 years, and currently is an Executive Officer of the WCIO.



## Onsite Information

### Registration Desk Opening Hours

The registration desk will be open during the following hours:

Wednesday	May 27	17:30 – 19:00
Thursday	May 28	7:00 – 17:00
Friday	May 29	7:00 – 17:00
Saturday	May 30	7:30 – 13:00

### Exhibit Hall Hours

Thursday	May 28	7:15 – 17:00
Friday	May 29	7:15 – 17:00
Saturday	May 30	8:00 – 11:00

### Evaluation Form

In order to produce a successful meeting each year, the organizing committee needs your help. You have received an evaluation form with your participant kit. Please make sure to fill it out and give it back to the registration desk. You can also visit the registration desk if you lost your copy and would like a new one.

### Photo Disclaimer Policy

Registration and attendance at, or participation in, the Canadian Interventional Radiology Association (CIRA) meetings and other activities constitute an agreement by the registrant/attendee to CIRA's use and distribution (both now and in the future) of the registrant's or attendee's image or voice in photograph, videotapes, electronic reproductions and audio tapes ("images/recordings") of such events and activities. Registrant/attendee acknowledges and agrees that CIRA's use or distribution of such images/recordings may be worldwide and in any medium; that CIRA may identify registrants or attendees in such images or recordings; and that registrants/attendees have no right to any compensation for such uses.

## Le Centre Sheraton Montréal

All plenary sessions take place in  
**Salle de bal Ouest**, 4<sup>th</sup> Floor

Exhibits and Breakfasts & Coffee Breaks  
take place in  
**Salle de bal Centre**, 4<sup>th</sup> Floor

The Welcome Reception  
will take place in  
**Salle de bal Est**, 4<sup>th</sup> Floor

The workshops take place in  
**Salon Drummond Ouest**, 3<sup>rd</sup> Floor  
**Salon Drummond Centre**, 3<sup>rd</sup> Floor  
**Salon Drummond Est**, 3<sup>rd</sup> Floor



# We would like to thank all the exhibitors

**Abbott Vascular\***

**AngioDynamics\***

**Ates Medical\***

**Bard\***

**Boston Scientific\***

**BTG Intl Canada\***

**CHS Ltd\***

**Cook Medical\***

**Cordis \***

**Covidien\***

**GE Healthcare\***

Medtronic

Methapharm

**Philips\***

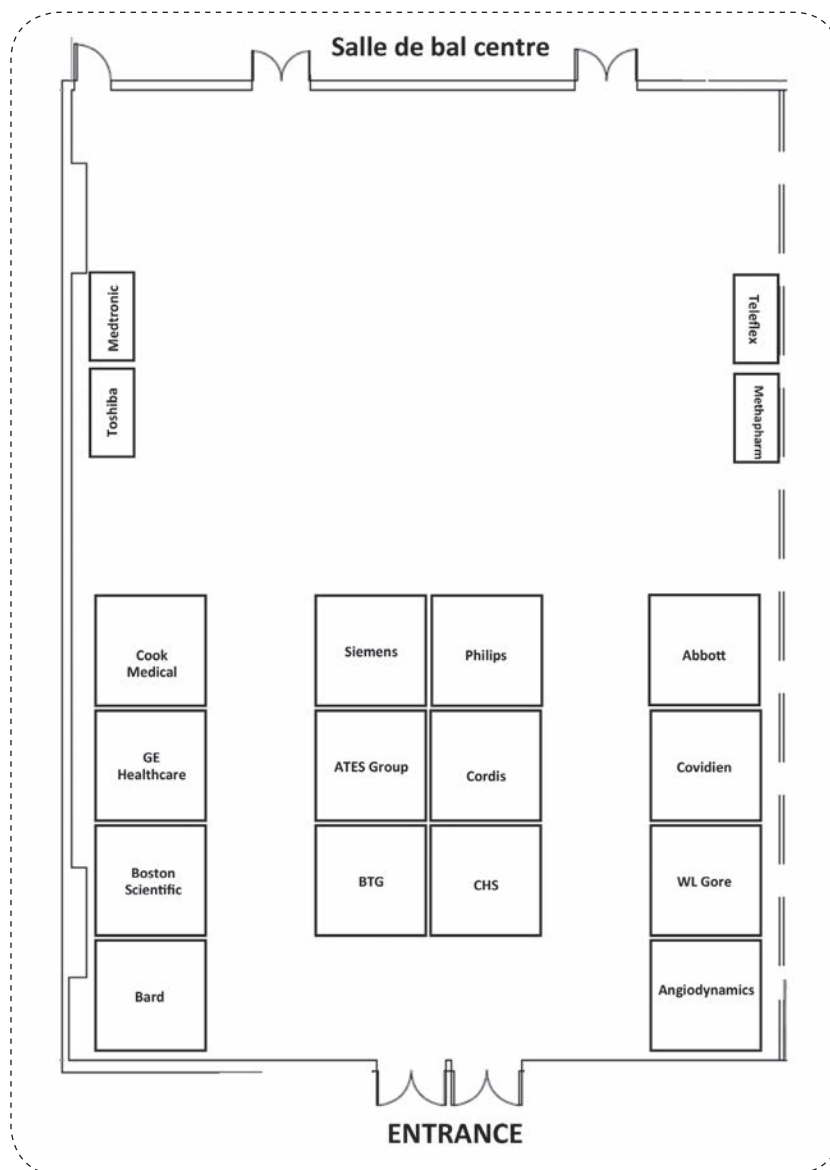
**Siemens\***

Teleflex

Toshiba

**W. L. Gore & Associates\***

\* CIRA Corporate Partners



## Speakers and Moderators

**Bob ABRAHAM, MD, FRCPC**

Associate Professor, Diagnostic Imaging and Interventional Radiology, Dalhousie University, Halifax

**Rima AINA, MD**

Assistant Professor, The Ottawa Hospital

**Anna-Maria BELLI, MD, FRCR**

Professor of Interventional Radiology, University of London; Consultant Radiologist, St George's Healthcare Trust, UK

**François BELZILE, MD, FRCPC**

Associate Professor in Vascular Interventional and Neuro-interventional Radiology; Program Director of Radiology, University of Sherbrooke

**Andrew BENKO, MD, FRCPC, C.S.P.Q.**

Chief of Angiography & Interventional Radiology, CHUS; Associate Professor, University of Sherbrooke

**Jane BONK, MRT**

Medical Radiation Technologist, Lakeridge Health, Oshawa

**Daniel BOURGEOIS, MD, FRCPC**

Staff Radiologist, Peterborough Regional Health Centre

**Alexandre C. SAMAK, MD, FRCPC**

Adjunct Professor, Maisonneuve Rosemont Hospital, Montréal

**Véronique CATY, MD**

Professeur Adjoint de clinique, Université de Montréal

**Cori CAUGHLIN, MD, FRCPC**

Clinical Assistant Professor, Foothills Medical Centre, University of Calgary

**Mary Lou CHAULK, RN**

Staff Nurse in IR Suite, Annapolis Valley Health, Kentville

**Peter COLLINGWOOD, MD, FRCPC**

Clinical Associate Professor, Radiology, Memorial University, St John's

**Robert COOK, MD, FRCPC**

Interventional Radiologist, Western Memorial Regional Hospital, Corner Brook

**Michael DAKE, MD**

Professor, Cardiothoracic Surgery, Stanford University School of Medicine; Medical Director, Catheterization and Angiography Laboratories, Stanford University Medical Center, CA, US

**Patrick GILBERT, MD, FRCPC**

Angioradiologiste, CHUM; Assistant Professor, Interventional Radiology Fellowship Program Director, University of Montreal

**Marie-France Giroux, MD, FRCPC, CSPO, A.B.R.**

International Radiologist, Associate Professor, University of Montréal

**Adnan HADZIOMEROVIC, MD, FRCPC**

Head, Angio and Interventional section, Department of Medical Imaging, The Ottawa Hospital; Associate Professor, University of Ottawa

**Brad HALKIER, FRCPC**

Clinical Associate Professor, University of British Columbia; Interventional Radiologist, Royal Columbian Hospital, Vancouver

**Nir HILZENRAT, MD, CSPQ**

Head of Liver Diseases Clinic, The Jewish General Hospital; Associate Professor, McGill University, Montreal

**Elinore JACKSON, RN**

Clinical Nurse Specialist for IR, Cook Medical; Casual RN, London Health Science Centre, IR and PICC Team, London

**John KACHURA, MD, FRCPC, FSIR**

Vascular and Interventional Radiologist, University Health Network and Mount Sinai Hospital; Associate Professor, Department of Medical Imaging, University of Toronto, VIR Fellowship, UHN/MSH/University of Toronto

**Darren KLASS, MD, PhD, FRCPC**

Clinical Assistant Professor, UBC, VGH, Vancouver

**David LIU, MD, FRCPC, FSIR**

Clinical Associated Professor, UBC, Vancouver

**Cheemun LUM, MD**

Head, Interventional Neuroradiology, The Ottawa Hospital

**Lindsay MACHAN, MD, FRCPC, FSIR**

Associate Professor, Radiology, UBC, Vancouver

**Peter METRAKOS, MD**

Professor of Surgery, McGill University, Montreal

**Richard OWEN, MD, FRCR, MRCP**

Associate Professor, Site Head Department of Radiology, University of Alberta, Edmonton

**Dheeraj RAJAN, MD, FRCPC, FSIR**

Head, Division of Vascular & Interventional Radiology, University of Toronto

**Glenroy ROBERTS, RN, BScN, MMI**

Nurse, Medical Imaging department, UHN, Toronto

**Michael SOULEN, MD**

Professor of Radiology and Surgery, University of Pennsylvania; Director, Interventional Oncology, Abramson Cancer Center, PA, US

**Gilles SOULEZ, MD, MSc, FRCPC**

Interventional Radiologist, Professor of Radiology, Chairman Dpt. of Radiology Radiation-Oncology and Nuclear Medicine, Université de Montréal

**Mark ST. DENIS, MRT**

Technologist in Vascular Interventional Radiology, UHN, Toronto

**KT TAN, MD, FRCS, FRCPC, FRCR**

Assistant Professor, Department of Medical Imaging, U of Toronto; Head of Interventional Radiology, University Health network & Mount Sinai Hospital, Toronto

**Eric THERASSE, MD, FRCPC**

Professeur titulaire de Clinique, Dép. de radiologie, Université de Montréal

**Jason WONG, MD, FRCPC**

Clinical Associate Professor, Cardiovascular and Interventional Radiology, Department of Radiology, Foothills Medical Centre, University of Calgary

## Disclosure

The following speakers stated that they **do not have or have not had** a relationship with a healthcare company or organization (pharmaceutical, equipment, research, etc.) in the past 24 months.

Rima AINA

Marie BERTRAND

Annie BILODEAU

Jane BONK

Daniel BOURGEOIS

Cori CAUGHLIN

Peter COLLINGWOOD

Robert COOK

Brad HALKIER

Nir HILZENRAT

Darren KLASS

Glenroy ROBERTS

Mark ST. DENIS

Eric THERASSE

Edwin ZANG

The following speakers stated that they **do have or have had** a relationship with a healthcare company or organization (pharmaceutical, equipment, research, etc.) in the past 24 months.

**Robert ABRAHAM** – Co-Founder, CMO, CEO of **ABK Biomedical Inc.**; Royalty: **Cook Medical Inc.**; Clinical trial investigator: **BTG-Therasphere Y Go phase III**

**Anna Maria BELLI** – Member of Advisory Board: **Boston Scientific**; Principal investigator of RCT

**François BELZILE** – Research: **Boston Scientific, Medtronic**

**Andrew BENKO** – Research: **Boston Scientific, Covidien, Bard, Medtronic**; Paid speaker: **WL Gore, Cordis**

**Alexandre C-SAMAK** – Speaker: **Cook Medical**

**Véronique CATY** – Consultant: **Bayer**

**Mary Lou CHAULK** – Consultant: **AngioDynamics**

**Michael DAKE** – Member, Advisory Board: **WL Gore, Abbott Vascular, 480 Biomedical**; Consultant: **Medtronic, Cook Medical, Surmodics, Intactvascular**

**Patrick GILBERT** – Consultant: **Abbott Vascular**

**Marie-France GIROUX** – Research grant: **Biotronik**; Shareholder: **Abbott**

**Adnan HADZIOMEROVIC** – Consultant: **Cordis**

**Elinore JACKSON** – Clinical Nurse Specialist: **Cook Medical**

**John KACHURA** – Patent Co-applicant for thermal therapy invention; Investigator: **Bard, Celsion**; Co-chair: **Focal Tumour Ablation Advisory Committee, Cancer Care Ontario**

**David LIU** – Consultant: **Sirtex Medical, Merit Medical**

**Cheemun LUM** – Speaker: **Toshiba**

**Lindsay MACHAN** – Consultant: **Endologix**; Advisory Board: **Cook Medical, Boston Scientific**; Ownership Interest: **A4L, Calgary Scientific, Harmonic, Ikoomed, NDC**

**Peter METRAKOS** – Consultant: **Novartis, Bayer**

**Richard OWEN** – Research, Grant, Speaker: **Cook Inc, Covidien, Bayer, Biocompatibles**

**Dheeraj RAJAN** – Consultant: **TVA Medical**

**Michael SOULEN** – Consultant: **Guerbet, Merit Medical**; Research: **Guerbet, BTG**; Speaker: **Sirtex Medical**

**Gilles SOULEZ** – Research Grant: **Siemens Medical, Biotronik, TVA Medical, Abbott Medical, CAE**

**KT TAN** – Proctor, Consultant: **Cook Medical**; Research: **Cook Medical, Biotronik, Medtronic, Bard**; Education: **Cordis**

**Jason K.WONG** – Consultant, Speaker: **Gore, Cook Medical, Covidien, Pfizer**



## Disclosure

The following speakers stated that they **will not** discuss or describe the investigational or unlabeled (“off-label”) use of a medical device, product or pharmaceutical that is classified by Health Canada as investigational for the intended use.

Rima AINA

Anna Maria BELLI

François BELZILE

Marie BERTRAND

Annie BILODEAU

Jane BONK

Cori CAUGHLIN

Peter COLLINGWOOD

Robert COOK

Patrick GILBERT

Nir HILZENRAT

Elinore JACKSON

John KACHURA

Darren KLASS

Peter METRAKOS

Glenroy ROBERTS

Alexandre C-SAMAK

Mark ST. DENIS

Eric THERASSE

Edwin ZHANG

The following speakers stated that they **will** discuss or describe the investigational or unlabeled (“off-label”) use of a medical device, product, or pharmaceutical that is classified by Health Canada as investigational for the intended use.

Robert ABRAHAM

Andrew BENKO

Daniel BOURGEOIS

Marie-France GIROUX

Véronique CATY

Mary Lou CHAULK

Michael DAKE

Adnan HADZIOMEROVIC

Brad HALKIER

David LIU

Cheemun LUM

Lindsay MACHAN

Richard OWEN

Dheeraj RAJAN

Michael SOULEN

Gilles SOULEZ

KT TAN

Jason K.WONG

## Agenda

All 15-40 minutes plenary talks include a 5-minutes period for Questions and Answers (Question period).

All workshops consist of a 45-minute didactic segment, followed by 15 minutes of discussion activity with the participants (Panel discussion with audience participation).

The Oncology Tumour Board is fully interactive (Expert Encounter & Panel Discussion with Audience Interaction).

### ■ Wednesday May 27 2015

7:15 – 8:00 **Breakfast**  
**Foyer Salon Drummond Ouest, 3<sup>rd</sup> Floor**

8:00 – 17:00  
**Fellows & Residents Day**  
*Moderator: Peter Collingwood*  
**Salon Drummond Ouest, 3<sup>rd</sup> Floor**

At the end of this session, the participant should be able to:

- Demonstrate complications of common and unusual interventional radiology cases.
- Describe new techniques used in common and unusual interventional radiology cases.
- Integrate innovative approaches to common and unusual interventional radiology cases.

12:00 – 13:00  
**PICC Lines Course Lunch**  
**Foyer Salon Drummond, 3<sup>rd</sup> Floor**

13:00 – 16:30  
**PICC Line Introduction Course for Technologists & Nurses**  
*Moderators: Jane Bonk & Mark St. Denis*  
**Salon Drummond Est, 3<sup>rd</sup> Floor**

At the end of this session, the participant should be able to:

- Discuss PICC Programs across Canada including current models of practice and their clinical value.
- Review evidence-based practice related to vascular assessment and infection control practices.
- Discuss PICC insertion best practices including tip location/navigation and confirmation technologies.
- Provide an opportunity for hands-on practical application and to share experiences regarding PICC insertion practices.

17:30 – 19:00 **Registration**

### ■ Thursday May 28 2015

7:00 – 17:00 **Registration**

7:00 – 8:00 **Breakfast** **Salle de bal Centre, 4<sup>th</sup> Floor**

7:15 – 17:00 **Exhibitors** **Salle de bal Centre, 4<sup>th</sup> Floor**

8:00 – 9:15  
**Opening Session** **Salle de bal Ouest, 4<sup>th</sup> Floor**  
*Moderator: Jason Wong*

8:00 – 8:10  
**Welcome Presentation**  
*Jason Wong & Patrick Gilbert*

8:10 – 8:50  
**The changing face of IR: the decade ahead**  
*Anna-Maria Belli*

At the end of this session, the participant should be able to:

- Demonstrate the clinical role of IR
- Describe the challenges facing IR
- Determine the opportunities for IR

8:50 – 9:15  
**How to approach PVD with the material out there??**  
*Michael Dake*

At the end of this session, the participant should be able to:

- Review the currently endovascular options for treatment of patients with femoropopliteal arterial occlusive disease
- Describe the mechanism of action of new drug-eluting technologies, including DES and DCB
- Compare the safety and efficacy of endovascular therapies versus surgical bypass grafts and exercise regimens

9:15 – 9:30  
**Break in Exhibit Area** **Salle de bal Centre, 4<sup>th</sup> Floor**

9:30 – 10:30 **Workshops**

**Oncology Top 10**  
*Michael Soulen & David Liu*  
**Salon Drummond Ouest, 3<sup>rd</sup> Floor**

At the end of this session, the participant should be able to:

- Describe advanced techniques in chemoembolization
- Describe advanced techniques in radio embolization
- Describe advanced techniques in tumour ablation



**Arterial Buffet Discussions**

*Michael Dake & Andrew Benko*

**Salon Drummond Est, 3<sup>rd</sup> Floor**

At the end of this session, the participant should be able to:

- Discuss the management of various infrainguinal arterial occlusive lesions
- Describe the new endovascular graft options to manage aortic arch and thoracoabdominal aneurysms.
- Evaluate the indications for endovascular intervention in patients with acute type B aortic dissection.
- Contrast the mid- and long-term results of EVAR and open surgical repair of infra-renal abdominal aortic aneurysms.

**Technologists & Nurses: Current trends in anticoagulant in IR**

*Glenroy Roberts*

**Salon Drummond Centre, 3<sup>rd</sup> Floor**

At the end of this session, the participant should be able to:

- Cite a review of the coagulation pathways
- Discuss the concept of anticoagulation in IR
- Distinguish what's trending!! And the impact of caring for these patients in IR

10:30 – 10:45

**Break in Exhibit Area**

**Salle de bal Centre, 4<sup>th</sup> Floor**

10:45 – 12:00

**Controversial Topic - Debates** Salle de bal Ouest, 4<sup>th</sup> Floor

*Moderator: Eric Therasse*

10:45 – 11:05

**Endoleak debate**

*Michael Dake vs KT Tan*

At the end of this session, the participant should be able to:

- Access that Type II endoleaks occur in a 20% of EVAR pts
- Deduce that Type II endoleaks is not benign
- Cite that Management of Type II endoleaks is difficult and challenging

11:05 – 11:25

**Venous Stenting / Thrombolysis**

*Bob Abraham vs Richard Owen*

At the end of this session, the participant should be able to:

- Examine evidence on venous stenting / thrombolysis
- Describe complications related to this procedure
- Identify current medical therapy for condition

- Discuss the evidence for venous thrombolysis and venous stenting
- Report indications and contraindications for venous thrombolysis and stenting
- Describe the possible complications related to venous thrombolysis and stenting

11:25 – 11:40

**CIRA Annual General Meeting**

*Daniel Bourgeois*

11:40 – 12:00

**GI Bleed: Should we induce bleed?**

*Rima Aina vs Anna-Maria Belli*

At the end of this session, the participant should be able to:

- Appreciate the dangers of inducing hemorrhage
- Explain why it is not standard practice
- Recognize source without inducing hemorrhage

12:00 – 13:00 **Luncheons**

**Salons Drummond Ouest, Centre & Est, 3<sup>rd</sup> Floor**

13:45 – 15:30

**Oncology Session**

**Salle de bal Ouest, 4<sup>th</sup> Floor**

*Moderator: John Kachura*

13:45 – 14:05

**Y-90 Cover non HCC topics**

*David Liu*

At the end of this session, the participant should be able to:

- Provide a scientific rationale for the use of Y90 in metastatic colorectal carcinoma, neuroendocrine disease, and over liver dominant disease processes
- Review the evidence and indications for use
- Propose the disease specific indications in which Y90 may have a role based on current evidence and recruiting trials

14:05 – 14:30

**NET Talk**

*Michael Soulen*

At the end of this session, the participant should be able to:

- Discuss the role of imaging and biopsy in the triage of NET liver metastasis
- Describe the 4 techniques of embolotherapy for metastatic NET
- Explore integration of image-guided and systemic therapies for metastatic NET



14:30 – 14:50

**Pros & Cons on thermal ablation**

*Brad Halkier*

At the end of this session, the participant should be able to:

- Describe thermal ablation – a primer
- Assess why, when and how do we do ablations
- Assess how to choose the method (RFA vs MWA vs CMO) and the applicator
- Describe what are the strengths and weakness is the systems

14:50 – 15:15

**History & Future of IO**

*Michael Soulen*

At the end of this session, the participant should be able to:

- Review the history and evolution of angiography and embolotherapy for cancer
- Demonstrate the evolution of ablative therapies for cancer
- Predict on the future evolution of image-guided therapies for cancer

15:15 – 15:30

**“Show the panel” case(s)**

*John Kachura*

At the end of this session, the participant should be able to:

- Discuss various cases of Hepatic Cases

15:30 – 16:00

**Break in Exhibit Area**

**Salle de bal Centre, 4<sup>th</sup> Floor**

16:00 – 17:00

**Workshops**

**Vascular M & M**

*KT Tan & Cori Caughlin*

**Salon Drummond Ouest, 3<sup>rd</sup> Floor**

At the end of this session, the participant should be able to:

- Learn from our mistakes – don’t duplicate our mistakes!
- Estimate back-up plan for any situation
- Demonstrate not to hesitate to ask for help

**Neuro IR 101 & Stroke Management (tips and tricks)**

*François Belzile & Cheemun Lum*

**Salon Drummond Est 3<sup>rd</sup> Floor**

At the end of this session, the participant should be able to:

- Cite where are we now with intracranial endovascular treatment
- Identify what you have to know, if you need to work in the arteries above the shoulders
- Define how to avoid complications and if needed, how you manage them
- Review complications of cerebral angiography
- Discuss methods to treat complications encountered in angiography and common neuroendovascular procedures
- Discuss tips and tricks

**Technologists & Nurses: Case scenarios**

*Mark St Denis*

**Salon Drummond Centre, 3<sup>rd</sup> Floor**

At the end of this session, the participant should be able to:

- Demonstrate interesting procedures performed at the hospital
- Identify with cases presented by T&N working in interventional radiology
- Provide collaborative discussions revolving around patient care

18:00 – 19:30

**Welcome Reception**

**Salle de bal Est, 4<sup>th</sup> Floor**

## ■ Friday May 29 2015

7:00 – 17:00 **Registration**

7:00 – 8:00 **Breakfast** **Salle de bal Centre, 4<sup>th</sup> Floor**

7:15 – 17:00 **Exhibitors** **Salle de bal Centre, 4<sup>th</sup> Floor**

### 8:00 – 9:00 **Workshops**

#### **The Viagra Session: Tips and tricks from the old folks**

*Brad Halkier, Dan Bourgeois & Lindsay Machan*

**Salon Drummond Ouest, 3<sup>rd</sup> Floor**

At the end of this session, the participant should be able to:

- Assess different approaches to common technical problems in IR
- Apply tips about increasing intraprocedural efficiency
- Develop ways to carry out procedures effectively and in a cost effective manner

#### **A to V of fistulae thrombectomy**

*Adnan Hadziomerovic & Véronique Caty*

**Salon Drummond Est, 3<sup>rd</sup> Floor**

At the end of this session, the participant should be able to:

- Review risk factors with fistula / graft thrombosis
- Discuss the measures taken to decrease rate of fistula / graft thrombosis
- Describe treatment options available for an acutely thrombosed fistula / graft
- Assess how to decide whether or not to perform de clot
- Describe basic tools to use for de clot
- Evaluate Trellis and angiojet: when are they useful?

#### **Technologists & Nurses: IR Who, what, where, when Workplace Survey Results**

*Jane Bonk*

**Salon Drummond Centre, 3<sup>rd</sup> Floor**

At the end of this session, the participant should be able to:

- Review survey results
- Discuss interesting results
- Relate to discussions by participants

9:00 – 9:15

**Break in Exhibit Area** **Salle de bal Centre, 4<sup>th</sup> Floor**

9:15 – 10:30

**Women's Imaging Session** **Salle de bal Ouest, 4<sup>th</sup> Floor**

*Moderator: : Marie-France Giroux*

9:15 – 9:35

#### **UFE Basics**

*Alexandre C-Samak*

At the end of this session, the participant should be able to:

- Review the indications and contra-indications of the procedure
- Cite the procedure itself
- Describe the differences between various embolic agents used in UFE

9:35 – 9:55

#### **Difficult, unusual, failed UFEs**

*Anna-Maria Belli*

At the end of this session, the participant should be able to:

- Recognize range of angiographic appearance of uterine arteries
- Predict which arteries will be difficult to catheterise
- Recognize unusual fibroid supply

9:55 – 10:15

#### **Pelvic Congestion Syndrome – Part II**

*Patrick Gilbert*

At the end of this session, the participant should be able to:

- Cite anatomy
- Describe indication to treat
- Discuss the best way to investigate

10:15 – 10:30

#### **"Show the panel" case(s)**

*Marie-France Giroux*

At the end of this session, the participant should be able to:

- Discuss various Women's imaging cases

10:30 – 10:45

**Break in Exhibit Area** **Salle de bal Centre, 4<sup>th</sup> Floor**



10:45 – 12:00

**Clinical Session**

**Salle de bal Ouest, 4<sup>th</sup> Floor**

*Moderator: Cori Caughlin*

10:45 – 11:10

**Clinical Evaluation of patient with malformation**

*Marie-France Giroux*

At the end of this session, the participant should be able to:

- Cite where to direct the patient after the first clinical evaluation
- Describe the first steps in evaluating a patient

11:10 – 11:30

**Setting up a PVD practice, community perspective**

*Robert Cook*

At the end of this session, the participant should be able to:

- Assess the steps required to set up a PVD practice in a community setting
- Illustrate the challenges involved in setting up a PVD practice in a community setting
- Provide potential solutions to dealing with these challenges

11:30 – 12:00

**Residents & Fellows Day**

**Best Cases**

*Peter Collingwood*

12:00 – 13:00 **Luncheons**

**Salon Drummond Ouest, Centre & Est, 3<sup>rd</sup> Floor**

13:45 – 15:30

**Membership Update & Oncology Tumour Board**

*Moderator: : John Kachura*

**Salle de bal Ouest, 4<sup>th</sup> Floor**

13:45 – 14:05

**Membership Update**

*Andrew Benko*

At the end of this session, the participant should be able to:

- Describe the needs expressed by the members in the membership survey
- Help assess the future projects that are relevant to CIRA
- Propose recommendations to CIRA about future directions based on the data presented

14:05 – 15:30

**Liver Tumour Board**

*Michael Soulen, Nir Hilzenrat, Peter Metrakos, Brad Halkier & Richard Owen*

At the end of this session, the participant should be able to:

- Review the indications and appropriate disease states for liver directed therapy in a case based approach
- Discuss the roles of ablation vs embolization in the treatment of liver lesions
- Provide an evidence based approach to liver directed therapy

15:30 – 16:00

**Break in Exhibit Area**

**Salle de bal Centre, 4<sup>th</sup> Floor**

16:00 – 17:00

**Workshops**

**Non-Vascular M & M**

*Peter Collingwood & Richard Owen*

**Salon Drummond Ouest, 3<sup>rd</sup> Floor**

At the end of this session, the participant should be able to:

- Define of complex case and strategies
- Develop a strategy of safety in complex cases
- Evaluate complications in adverse events



**AVM: The best way to reach the nidus**

*Patrick Gilbert & Gilles Soulez*

**Salon Drummond Est, 3<sup>rd</sup> Floor**

At the end of this session, the participant should be able to:

- Recognize different approaches
- Assess the risks of the procedure
- Identify proper follow-up and investigation
- Describe the most frequent anatomic patterns (angio-architecture) observed in AVM
- Adapt the embolization procedure according to these anatomic patterns
- Describe how to use liquid embolic agents to occlude AVM nidus

**Technologists & Nurses: What’s wrong with this picture? & Humour of working in IR**

*Mary Lou Chaulk & Elinore Jackson*

**Salon Drummond Centre, 3<sup>rd</sup> Floor**

At the end of this session, the participant should be able to:

- Identify proper set up for sterile field + identify improper technique
- Discuss Canadian standards for sterile technique
- Discuss reasons for carrying out standards in IR room
- Discuss the value of attending IR related conferences and meetings
- Formulate TEAM in the IR setting
- Discuss how to become a Champion for Interventional Radiology

**■ Saturday May 30 2015**

7:30 – 13:00 **Registration**

7:30 – 9:00 **Breakfast** **Salle de bal Centre, 4<sup>th</sup> Floor**

8:00 – 11:00 **Exhibitors** **Salle de bal Centre, 4<sup>th</sup> Floor**

09:00 – 10:20  
**“Stuff you never knew but should” Session**  
**Salle de bal Ouest, 4<sup>th</sup> Floor**

*Moderator: Bob Abraham*

09:00 – 09:20  
**Stuff you never knew about adrenal vein sampling**  
*Eric Therasse*

At the end of this session, the participant should be able to:

- Discuss how to perform adrenal vein sampling successfully
- Interpret adequately the result of adrenal vein sampling
- Describe the advantages and inconvenient of different adrenal vein sampling techniques

09:20 – 09:40  
**Pressure measurement**  
*Alexandre C-Samak*

At the end of this session, the participant should be able to:

- Review the use of pressure gradients in the arterial system (peripheral and visceral)
- Review the use of pressure gradients in the peripheral venous system
- Review the use of pressure gradients in the portal venous system

09:40 – 10:00  
**How to really talk to your procurement and how to learn to speak their language**  
*Dheeraj Rajan*

At the end of this session, the participant should be able to:

- Describe what procurement organizations are
- Describe what is the role/objectives of a procurement organization
- Describe some of the benefits of such organizations



10:00 – 10:20

**Big Data is going to change everything (in IR)**

*Lindsay Machan*

At the end of this session, the participant should be able to:

- Define “big data”
- Discuss the ways big data will influence IR
- Define the necessity for radiologists to be proactive in how big data is applied in our specialty

10:20 – 10:50

**Break in Exhibit Area**

**Salle de bal Centre, 4<sup>th</sup> Floor**

10:50 – 12:10

**Arterial Session**

*Moderator: KT Tan*

**Salle de bal Ouest, 4<sup>th</sup> Floor**

10:50 – 11:10

**Epistaxis, role of the IR**

*François Belzile*

At the end of this session, the participant should be able to:

- Assess the literature on posterior epistaxis treatment
- Discuss embolization protocol
- Describe how to avoid complications

11:10 – 11:30

**Visceral Aneurysm**

*Gilles Soulez*

At the end of this session, the participant should be able to:

- Discuss the main indications for endovascular treatment
- Discuss the anatomic criteria and their impact on embolization strategy (sandwich technique, proximal occlusion, covered-stent, direct puncture)
- Discuss clinical results and potential complications

11:30 – 11:50

**Percutaneous dialysis fistula creation and the NEAT study**

*Dheeraj Rajan*

At the end of this session, the participant should be able to:

- Discuss if percutaneous creation of dialysis fistulas is possible
- Describe what the basic technical and clinical considerations are for creation
- Describe clinical outcomes to date from the ongoing Phase 3 study

11:50 – 12:10

**Alternative access to the vascular tree ... Think radial**

*Darren Klass*

At the end of this session, the participant should be able to:

- Discuss peripheral vascular access and benefits
- Describe radial and brachial access
- Describe catheter selection and medication use for transradial liver therapy and fibroid embolization

12:10

**Closing Remarks**

*Patrick Gilbert & Jason Wong*

**Don't forget to fill out your evaluation form.**







Canadian Interventional Radiology Association  
Association canadienne de radiologie d'intervention

Looking forward to having you back!



# Join us for CIRA 15<sup>th</sup> Annual Meeting in Niagara Falls

June 9 – 11

# 2016

(Fellows & Residents Day: June 8)

[www.ciraweb.org](http://www.ciraweb.org)





Canadian Interventional Radiology Association  
.....  
Association canadienne de radiologie d'intervention

[www.ciraweb.org](http://www.ciraweb.org)